



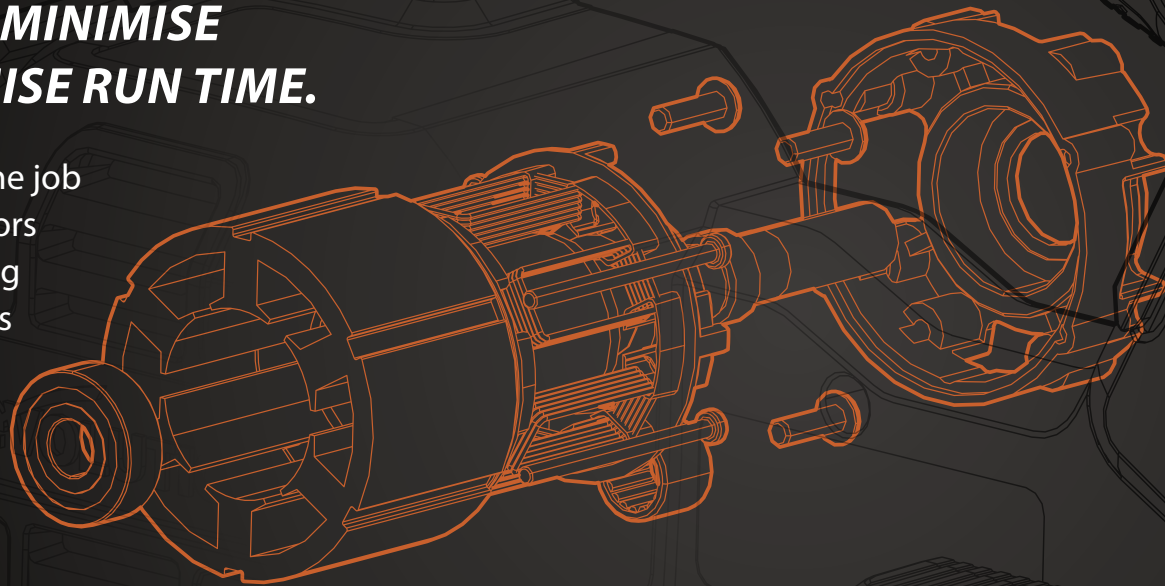
NEW ***BRUSHLESS***

18V BRUSHLESS CIRCULAR SAWS

BRUSHLESS

**BOOST YOUR PRODUCTIVITY WITH NEW
EXT BRUSHLESS MOTORS. MINIMISE
ENERGY LOSS AND MAXIMISE RUN TIME.**

Designed for professional users to get the job done. Our super efficient brushless motors deliver the most cuts per charge allowing you to spend more time cutting, and less time changing & charging batteries.



40% MORE CUTS PER CHARGE

R185

CCS Li

EXT 18V
+LITHIUM ION-

185MM 18V EXT BRUSHLESS CIRCULAR SAW



**MULTI-MATERIAL
CUTTING TECHNOLOGY**



18V
(18V EXT)



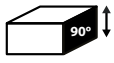
185MM
(20T TCT)



2,400MIN⁻¹
(NO LOAD SPEED)



57° BEVEL
(0° - 57°)



64MM
(0° BEVEL)



44MM
(45° BEVEL)

BRUSHLESS

MORE POWER. MORE CAPACITY.

vs. the R165CCS-Li

- ✓ Huge 0 - 57° bevel capacity.
- ✓ Up to 64mm cutting capacity.
- ✓ Improved brushless motor means powerful and efficient cuts every time.



ACCURATE • RELIABLE • POWERFUL

evolution®

R185
CCSX Li

EXT 18V
+LITHIUM ION-

185MM 18V EXT BRUSHLESS TRACK SAW



**MULTI-MATERIAL
CUTTING TECHNOLOGY**



18v
(18V EXT)



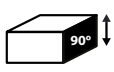
185MM
(20T TCT)



2,400MIN⁻¹
(NO LOAD SPEED)



45° BEVEL
(0° - 45°)



59MM
(0° BEVEL)



42MM
(45° BEVEL)

TRACK COMPATIBLE

FITS MOST BRANDS OF TRACKS:



KEEP YOUR WORK ON TRACK



- ✓ Up to 64mm cutting capacity (59mm with track attached).
- ✓ Perform straight and accurate cuts through your workpiece with the added track compatibility.

ACCURATE • RELIABLE • POWERFUL

evolution®

Adjustable height (0 - 64mm)
for varying cutting depths.

Highly efficient dust extraction,
keeping the work environment
free from dust & debris.

Rafter hook to keep the saw handy
when working from a height.



Improved brushless motor means
powerful and efficient cuts every time.

Ergonomic, soft grip front handle
for comfortable use on long jobs
and extra accurate cutting.

Reversible 20mm & 5/8"
blade flange.

Huge 0 - 57° bevel capacity.

Strong aluminium cast iron base provides
top-tier reliability and stability.



Supplied with a 185mm TCT
20 Tooth Multi-Material blade,
perfect for multi-purpose use.

Micro-adjustable front guide
for optimal precision.

R185

CCS Li

ACCURATE • RELIABLE • POWERFUL

evOLUTION®

Adjustable height (0 - 59mm with track) for varying cutting depths.

Improved brushless motor means powerful and efficient cuts every time.

Highly efficient dust extraction, keeping the work environment free from dust & debris.

Ergonomic, soft grip front handle for comfortable use on long jobs and extra accurate cutting.

Reversible 20mm & 5/8" blade flange

0 - 45° bevel capacity.

Supplied with a 185mm TCT 20 Tooth Multi-Material blade, perfect for multi-purpose use.



Strong and reliable aluminium cast iron base, also with multi-brand track compatibility for high-quality straight and accurate cuts.

R185

CCSX Li

ACCURATE • RELIABLE • POWERFUL

evolution®

R185**CCS Li****R185****CCSX Li****R185
CCS Li****R185
CCSX Li****TECHNICAL SPECIFICATION**

Max Capacity 0°	64mm	59mm
Max Capacity 45°	44mm	42mm
Max Capacity 57°	31mm	n/a
Max. Plate Thickness	3mm	3mm
Voltage	18v	18v
Platform	EXT 18V	EXT 18V
Motor	Brushless	Brushless
No Load Speed	2,400min ⁻¹	2,400min ⁻¹
Blade	185mm 20T Multi-Material	185mm 20T Multi-Material
Arbor size	20mm	20mm
Guarantee	3 Years	3 Years
Soft Start	✓	✓
Blade Brake	✓	✓
Dust Port Adapter	✓	✓
Parallel Edge Guide	✓	
Net Weight	3.6kg Bare	3.7kg Bare

Batteries Inc. Charger Inc. SKU Barcode

R185 CCS Li	BARE UNIT	-	-	098-0001	0849713042842
	UK LOADED	1 x 4Ah	Single Dock	098-0001A	0849713042859
	EU LOADED	1 x 4Ah	Single Dock	098-0001B	0849713043108
R185 CCSX Li	BARE UNIT	-	-	098-0010	5056583002660
	UK LOADED	1 x 4Ah	Single Dock	098-0010A	5056583002684
	EU LOADED	1 x 4Ah	Single Dock	098-0010B	5056583002707